

PROTOCOL FOR SUPPLY AND ADMINISTRATION OF:

Octenidine Wash Lotion (Octenisan) Octenidine Mitts (Octenisan)	Cosmetic product
--	-------------------------

Date of issue:	20 December 2024
Date of review:	30 th April 2027
Expiry date:	30 th November 2027
Version number:	2.0
Details of local ratifying committee/governance approval or similar as appropriate:	Trust PGD Group

Before you work according to this Protocol, you must:

- Fulfil all staff characteristics.
- Read the protocol.
- Sign the declaration on the final page.
- Be authorised by your line manager.

1. Staff competencies	
Authorised staff	Healthcare Professionals permitted to work under this protocol include: <ul style="list-style-type: none"> • Nurses and midwives registered with the Nursing & Midwifery Council (NMC). <i>Note-this does <u>NOT</u> currently include Nursing Associates</i>
Training and competency	Training (below) must be complete and the healthcare professional must be familiar with the following policies/guidelines/pathways: <ul style="list-style-type: none"> MRSA <ul style="list-style-type: none"> • MFT MRSA Policy • MFT MRSA Integrated Care Pathway (ICP) • MFT CVC Line- Care Pathway/Guideline • MFT Infection Prevention and Control (IPC) mandatory training and e-learning Medicines Management <ul style="list-style-type: none"> • MFT Medicines Policy • MFT Clinical Medicines Management mandatory training Anaphylaxis and Resuscitation <ul style="list-style-type: none"> • MFT Resuscitation training • MFT Anaphylaxis eLearning
	Maintaining Competency: <ul style="list-style-type: none"> • Responsibilities: It is the responsibility of the healthcare professional to maintain their own competency to practice within this protocol. Further training may be necessary (at the discretion of the responsible manager) when the Protocol is reviewed. • Annual Appraisal: The healthcare professional must have a review of their requirement to undertake this element of their role at their annual appraisal. They must be able to demonstrate that they have the required knowledge and skills to support their ongoing use of this protocol and, if required, demonstrate post training competency.
2. Clinical condition or situation	
Clinical situation	The supply and administration of Octenisan formulation(s) to MFT patients: <ul style="list-style-type: none"> • Octenisan Wash Lotion • Octenisan Mitts
Indication	This Protocol is for the <u>supply and administration</u> of octenidine as part of the prevention and management of MRSA colonisation for MFT patients. <ul style="list-style-type: none"> • Prevention of MRSA colonisation: <ul style="list-style-type: none"> ○ History of MRSA colonisation/infection (as per MRSA guidelines/policies). ○ At risk individuals in accordance with relevant MFT guidelines (e.g. CVC line care). • Management of current MRSA colonisation/infection (as per MRSA guidelines/policies).


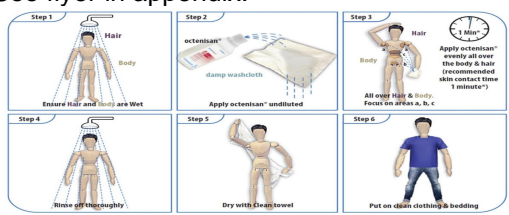

PROTOCOL FOR SUPPLY AND ADMINISTRATION OF:

Octenidine Wash Lotion (Octenisan) Octenidine Mitts (Octenisan)	Cosmetic product
--	-------------------------

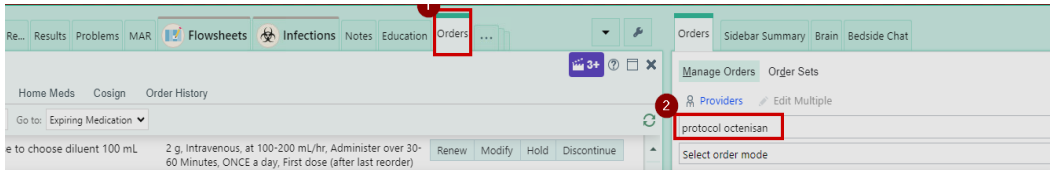
Individuals included	<p>Adult and Paediatric* patients are included in this protocol. The formulations suitable/reserved for each age group/cohort are outlined below:</p> <table border="1"> <thead> <tr> <th rowspan="4"></th> <th colspan="4">Paediatrics* at RMCH</th> <th rowspan="4">Adults 18+ years</th> </tr> <tr> <th rowspan="3"><44 weeks age</th> <th colspan="2">>44 weeks to 18 years</th> <th rowspan="3">All others</th> </tr> <tr> <th colspan="2">Haem/ Onc patients</th> </tr> <tr> <th>OPTION A</th> <th>OPTION B</th> </tr> </thead> <tbody> <tr> <td>BODY</td> <td> Octenisan Mitts used on the BODY ONCE DAILY AND Octenisan Wash Lotion used on the BODY ONCE WEEKLY </td> <td> Octenisan Wash Lotion used on the BODY ONCE DAILY </td> <td> Octenisan Mitts used on the BODY ONCE DAILY AND Octenisan Wash Lotion used on the BODY ONCE WEEKLY </td> <td> Octenisan Wash Lotion used on the BODY ONCE DAILY </td> <td> Octenisan Wash Lotion used on the BODY ONCE DAILY </td> </tr> <tr> <td>HAIR</td> <td> Octenisan Mitts used on HAIR TWICE WEEKLY OR Octenisan Wash Lotion used on HAIR TWICE WEEKLY </td> <td> Octenisan Wash Lotion used on HAIR TWICE WEEKLY </td> <td> Octenisan Mitts used on HAIR TWICE WEEKLY OR Octenisan Wash Lotion used on HAIR TWICE WEEKLY </td> <td> Octenisan Wash Lotion used on HAIR TWICE WEEKLY </td> <td> Octenisan Wash Lotion used on HAIR TWICE WEEKLY </td> </tr> </tbody> </table> <div style="border: 1px solid black; padding: 5px; margin-top: 10px;"> <ul style="list-style-type: none"> *Caution < 3 years: This Protocol acknowledges that some Octenisan products advise not to use on children under 3 years. However, in practice octenisan has been routinely used in children under 3 years at MFT and other NHS hospitals and has therefore been included in this protocol. </div>		Paediatrics* at RMCH				Adults 18+ years	<44 weeks age	>44 weeks to 18 years		All others	Haem/ Onc patients		OPTION A	OPTION B	BODY	Octenisan Mitts used on the BODY ONCE DAILY AND Octenisan Wash Lotion used on the BODY ONCE WEEKLY	Octenisan Wash Lotion used on the BODY ONCE DAILY	Octenisan Mitts used on the BODY ONCE DAILY AND Octenisan Wash Lotion used on the BODY ONCE WEEKLY	Octenisan Wash Lotion used on the BODY ONCE DAILY	Octenisan Wash Lotion used on the BODY ONCE DAILY	HAIR	Octenisan Mitts used on HAIR TWICE WEEKLY OR Octenisan Wash Lotion used on HAIR TWICE WEEKLY	Octenisan Wash Lotion used on HAIR TWICE WEEKLY	Octenisan Mitts used on HAIR TWICE WEEKLY OR Octenisan Wash Lotion used on HAIR TWICE WEEKLY	Octenisan Wash Lotion used on HAIR TWICE WEEKLY	Octenisan Wash Lotion used on HAIR TWICE WEEKLY
			Paediatrics* at RMCH						Adults 18+ years																		
<44 weeks age			>44 weeks to 18 years		All others																						
			Haem/ Onc patients																								
		OPTION A	OPTION B																								
BODY	Octenisan Mitts used on the BODY ONCE DAILY AND Octenisan Wash Lotion used on the BODY ONCE WEEKLY	Octenisan Wash Lotion used on the BODY ONCE DAILY	Octenisan Mitts used on the BODY ONCE DAILY AND Octenisan Wash Lotion used on the BODY ONCE WEEKLY	Octenisan Wash Lotion used on the BODY ONCE DAILY	Octenisan Wash Lotion used on the BODY ONCE DAILY																						
HAIR	Octenisan Mitts used on HAIR TWICE WEEKLY OR Octenisan Wash Lotion used on HAIR TWICE WEEKLY	Octenisan Wash Lotion used on HAIR TWICE WEEKLY	Octenisan Mitts used on HAIR TWICE WEEKLY OR Octenisan Wash Lotion used on HAIR TWICE WEEKLY	Octenisan Wash Lotion used on HAIR TWICE WEEKLY	Octenisan Wash Lotion used on HAIR TWICE WEEKLY																						
<p>Individuals excluded</p> <p>Action for individuals excluded</p>	<p>MFT patients <u>excluded</u> from this protocol:</p> <ul style="list-style-type: none"> Neonatal unit patients on the neonatal units are excluded from this protocol. Neonatal patients on the Neonatal unit will have Octenisan prescribed on to HIVE by a prescriber. Allergy/sensitivity to Octenidine or excipients. Patients with an allergy/sensitivity should be considered for alternatives e.g. Oilatum Plus in line with MRSA Trust Policy. Psoriasis or Eczema patients should be considered for alternatives e.g. Oilatum Plus in line with MRSA Trust Policy. 																										
<p>Action if individual declines</p>	<p>If a patient <u>declines</u> MRSA eradication management with Octenisan:</p> <ul style="list-style-type: none"> Document refusal on HIVE in the notes and (if applicable) in the relevant MRSA Integrated Care Pathway (ICP) or CVC record(s). Escalate to the nurse in charge and medical clinician/ Infection Prevention and Control team (IPC). 																										

PROTOCOL FOR SUPPLY AND ADMINISTRATION OF:

Octenidine Wash Lotion (Octenisan)	Cosmetic product
Octenidine Mitts (Octenisan)	

3. Description of treatment		
Product to be administered and/or supplied	Octenidine Wash impregnated Mitts (Octenisan)	Octenidine Wash Lotion (Octenisan)
Body schedule-DAILY	<ul style="list-style-type: none"> Name: Octenidine Wash Mitt Legal status: Cosmetic product Body Dose: Use 1 mitt per body area (8 body areas- see below) Route: Topical Frequency: <ul style="list-style-type: none"> Body DAILY Duration: See relevant policy. <p>Body Instructions</p> <ul style="list-style-type: none"> Body Areas DAILY: Clean the skin with the mitt. Use <u>ONE</u> mitt per body area: <ul style="list-style-type: none"> Body Area 1: Face, (focus on Nose and Ears) neck and breast Body Area 2: Right arm and armpit Body Area 3: Left arm and armpit Body Area 4: Front of abdomen Body Area 5: Right leg Body Area 6: Left leg Body Area 7: Back Body Area 8: Back of abdomen  <p>[See appendix for full size diagram]</p> <ul style="list-style-type: none"> Body Areas WEEKLY: After a week of washing with daily mitts, the patient will need a <u>ONCE WEEKLY</u> regular washing with wash lotion and water [Octenisan Wash Lotion] (SEE RIGHT). 	<ul style="list-style-type: none"> Name: Octenidine Body Wash Legal status: Cosmetic product Body Dose: Use an 'adequate amount' (~30ml) added 'neat' to clean damp wash cloth Route: Topical Frequency: <ul style="list-style-type: none"> Body: DAILY (routinely) Body: WEEKLY wash lotion (only when used in conjunction with daily mitts- see left) Duration: See relevant policy. <p>Body Instructions</p> <ul style="list-style-type: none"> Body Areas Daily: Apply to the whole body. See flyer in appendix.  <p>Particular focus on areas A, B, C in diagram (armpit, navel and groin)</p>  <p>[See appendix for full size diagrams]</p>
HAIR schedule-TWICE WEEKLY	<p>Hair Instructions</p> <p>The hair can be washed <u>TWICE WEEKLY</u> with either:</p> <ul style="list-style-type: none"> Octenisan Wash Lotion may be used on the hair for a more classical hair wash. Octenisan Mitt may be used on the hair-(if mitts are already being used for daily body washes) Note mitts may not be practical/effective for longer hair. 	
Quantity to be supplied	<ul style="list-style-type: none"> Supply: 1x pack of 8 Octenidine Mitts (Octenisan) <u>will last 1 day</u>. Resupply to patient from NHS Supplies ward stock as needed for the relevant course duration. 	<ul style="list-style-type: none"> Supply: 1x 500ml bottle of Octenidine Wash Lotion (Octenisan) <u>will last 16 x 30ml</u> doses. Resupply to patient from NHS Supplies ward stock as needed for the relevant course duration.

PROTOCOL FOR SUPPLY AND ADMINISTRATION OF:
**Octenidine Wash Lotion (Octenisan)
 Octenidine Mitts (Octenisan)**
Cosmetic product

Side effects	<p>Patients should be advised about adverse effects:</p> <ul style="list-style-type: none"> • Anaphylaxis. Anaphylaxis is rare. If anaphylaxis occurs, follow the procedure set out in the Resuscitation Council (UK) guidelines. Adrenaline injection must be available. • Allergic reactions. • Skin reactions. <p>If adverse effects occur, consider whether the following are appropriate:</p> <ul style="list-style-type: none"> ○ Seek medical advice. ○ Record any adverse reaction and action taken in the patient's record. ○ Inform the patient's GP. ○ Record the incident as per local incident reporting policy. ○ Report the adverse reaction under the Yellow Card scheme (submit online at http://yellowcard.mhra.gov.uk).
Advice to be given	<p>Patients should be given:</p> <ul style="list-style-type: none"> • Trust Patient Information Leaflet: MRSA patient information leaflet to be provided (See MRSA policy)
Follow up	<p>Patients should be advised:</p> <ul style="list-style-type: none"> • Adverse event: If patient develops an adverse event, report immediately to medical colleagues, and follow side effects section and contact Infection Prevention and Control if alternative MRSA decolonisation is needed.
HIVE ordering	<p>See HIVE Tip Sheet 'Protocol'.</p> <p>HIVE – PROTOCOL</p> <ul style="list-style-type: none"> • Order Search: The healthcare worker should order the product on HIVE using the 'Orders' tab. <ul style="list-style-type: none"> ○ In the facility list enter [<u>PROTOCOL</u> – Octenidine]. Note- 'PROTOCOL' prefix must be in the order title.  <ul style="list-style-type: none"> • Review: Confirm that the order(s) reflect the correct formulations and frequency for the body and the hair. • Signed: The healthcare worker should sign with the 'Order Mode' of 'Per professional scope (no co-sign required)' • Supply: The first supply of the octenidine product must be made by the same person who signed the Order. Subsequent supplies can be made by registered Healthcare workers responsible for administration from the MAR.
HIVE Record keeping	<p>The order in HIVE will automatically capture the following data:</p> <ul style="list-style-type: none"> • Patient name, date of birth, allergies, and previous adverse events. • Name and e-signature of the healthcare professional <i>supplying and administering</i> the cosmetic product. • Date and time of <i>supply and administration</i>. • Details of product, including name, form, strength, dose, route and quantity <i>supplied and administered</i>. <p>Additional information that should be added to the patient's record includes:</p> <ul style="list-style-type: none"> • How the patient met the criteria of the Protocol. • That valid informed consent was obtained.

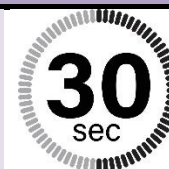
PROTOCOL FOR SUPPLY AND ADMINISTRATION OF:

**Octenidine Wash Lotion (Octenisan)
Octenidine Mitts (Octenisan)**

Cosmetic product

Octenidine Wash Mitt (Octenisan)

octenisan® antimicrobial wash mitts



- Make sure the skin is completely moistened with the wipes, especially in the area of the armpits, areas between the fingers and between the toes as well as other skin folds.
- Rinsing afterwards with water is not necessary.
- octenisan® wash mitts are also suitable for washing hair.
- If the patient wants the feeling of classical hair washing, octenisan® wash lotion can be used.

Step 1

Open the packet and take 1 wipe out.

Step 2

Wipe face, neck and chest (paying attention to area around nose and ears).

Step 3

Use 2nd wipe on right arm and armpit.

Step 4

Use 3rd wipe on left arm and armpit.

Step 5

Use 4th wipe on abdomen, front.

Step 6

Use 5th wipe on right leg.

Step 7

Use 6th wipe on left leg.

Step 8

Use 7th wipe on the back.

Step 9

Use 8th wipe on abdomen, back.

Leave on skin for 30 seconds before applying any other product. Packet contains two spare mitts.

Afterwards put on clean clothing and bedding.

[octenisan@washmitts - schulke \(schulke.com\)](mailto:octenisan@washmitts-schulke.com)

PROTOCOL FOR SUPPLY AND ADMINISTRATION OF:

**Octenidine Wash Lotion (Octenisan)
Octenidine Mitts (Octenisan)**

Cosmetic product

**Octenidine Wash Lotion
(Octenisan)**

octenisan® wash lotion

Step 1

Hair
Body

Ensure Hair and Body are Wet

Step 2

octenisan®
damp washcloth

Apply octenisan® undiluted

Step 3

Hair
Body

1 Min*

Apply octenisan® evenly all over the body & hair (recommended skin contact time 1 minute*)

All over Hair & Body. Focus on areas a, b, c

Step 4

Rinse off thoroughly

Step 5

Dry with Clean towel

Step 6

Put on clean clothing & bedding

<https://www.schuelke.com/gb-en/products/octenisan-wash-lotion.php>